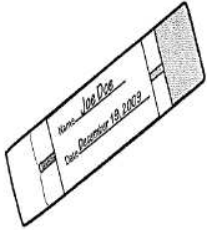


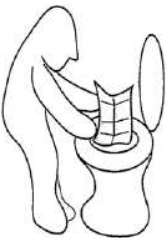
FIT* (Fecal Immunochemical Test) Patient Instructions



- 1.** Pick up collection kit from any LifeLabs location.



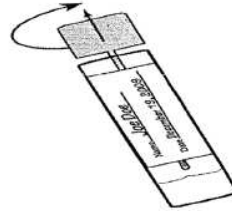
- 2.** Unfold the tissue paper.



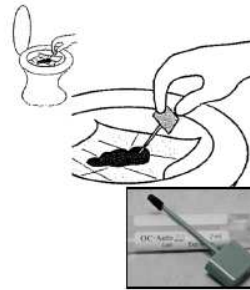
- 3.** Place tissue paper on top of the water in the toilet bowl.



- 4.** Deposit stool on top of collection (tissue) paper.



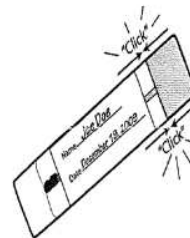
- 5.** Open the green cap of the container by twisting & lifting.



- 6.** Scrape the surface of the stool sample with the green sampling wand before the paper sinks.

Cover the grooved portion of the sampling wand completely with stool sample.

Only a small sample of stool is required as illustrated.



- 7.** Insert the stick back in the container and snap the green cap closed.

Do NOT reopen.

Wash your hands.

Record collection date & time on label and requisition.



- 8.** Wrap the sampling container in absorbent paper (eg. paper towel) and place it in the zip lock bag. Refrigerate sampling container after collection. Return the sample to LifeLabs within 7 days.